


# EVOLVE YOUR INFRASTRUCTURE FOR END-USER COMPUTING



## DRIVING FACTORS FOR EUC'S EVOLUTION AND ADOPTION



**30%**

Technology-related factors make up **30%** of what drives an engaged employee

Source: Forrester's Employee Index report



**67%**

Expect to **replace physical, corporate-owned laptops every three years** or sooner.


Source: Forrester Analytics Global Business Technographics Infrastructure Survey



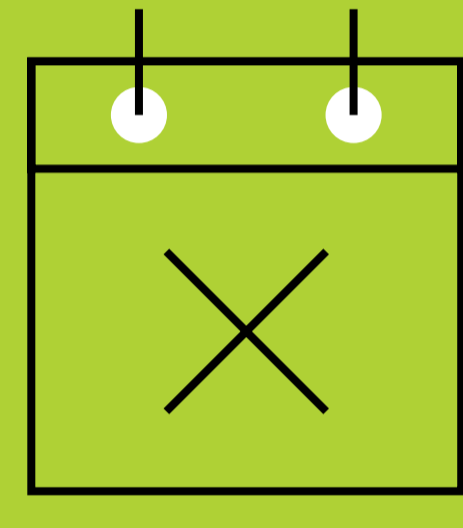
**50%**

New users will be **onboarded and supported via DaaS running on multiple clouds**


## ELIMINATE END-USER COMPUTING CHALLENGES:



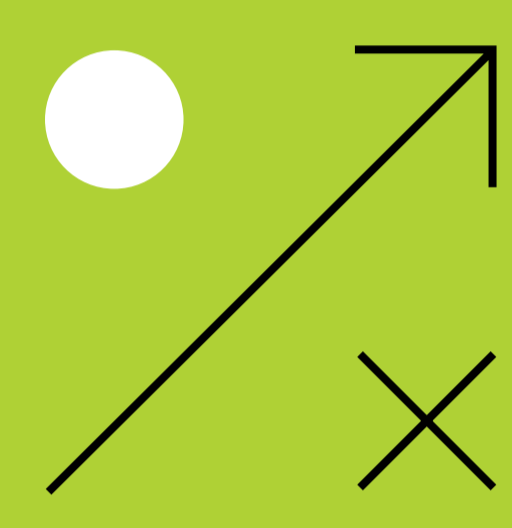
**POOR USER EXPERIENCE**



**POOR PLANNING**



**UNPREDICTABLE AVAILABILITY**



**COMPLEXITY**

## END-USER COMPUTING MADE EASY WITH NUTANIX

**EXCELLENT END-USER EXPERIENCE AT SCALE**

**10,000+**

multiple customers with tens of thousand of users deployed



Customers like a US Government Agency, Global 500 FinServ firm and many others rely on Nutanix for large scale VDI

**ALWAYS ON AVAILABILITY AND SECURITY**


**56%**

decrease in login time by 15K daily users



Large Telco running Citrix on Nutanix

## FASTER TIME TO DELIVERY



**MONTHS TO HOURS**



A major passenger airline



**2 HOURS TO MINUTES PER IMAGE**



Energy company reduced time to provision desktops

## IMPROVED EFFICIENCY

AS MUCH AS **595%**<sup>1</sup>

ROI with 7.4 months payback

UP TO **45%**<sup>2</sup>

lower TCO

UP TO **450%**<sup>3</sup>

ROI with 6.3 months payback

<sup>1</sup> Large US county VDI ROI study, <sup>2</sup> G500 Healthcare, company, <sup>3</sup> US city VDI ROI Study

**READY TO DELIVER BETTER END-USER EXPERIENCE? LET US SHOW YOU HOW.**

[WWW.NUTANIX.COM/EUC](http://WWW.NUTANIX.COM/EUC)