
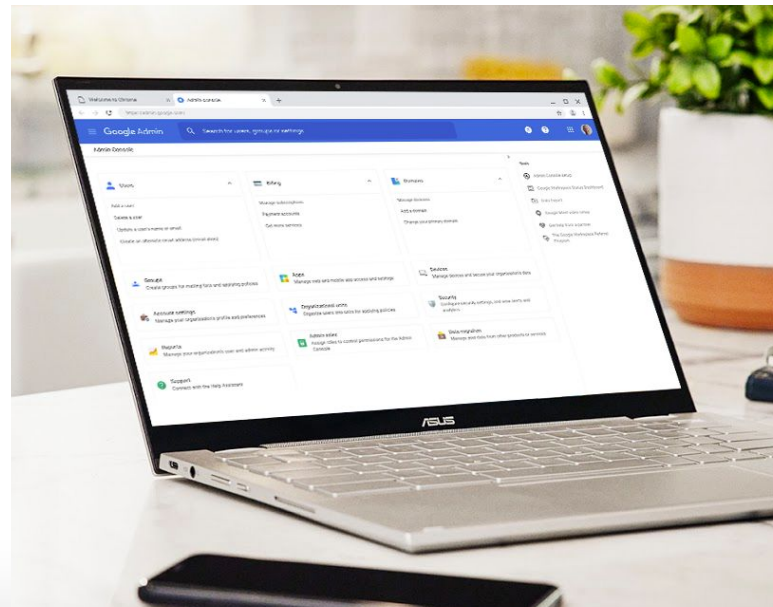


Manage ChromeOS devices and deploy cloud-based policies from the **Google Admin console**

Manage ChromeOS devices and policies, set up user settings, deploy apps, extensions, networks, security protocols, and more with the easy-to-use, cloud-based [Google Admin console](#). You can manage and enroll Chromebook Enterprise devices or devices with a Chrome Enterprise Upgrade in the Google Admin console.

 Managed ChromeOS devices see a **76% time savings during deployment** compared to Windows devices*



Cloud-first endpoint management solution built to support IT needs

Simple and seamless endpoint management

The Google Admin console provides a seamless and easy-to-use endpoint management experience with pre-set default policies recommended by Google. The Google Admin console also offers extensive asset management options, device and user settings, and remote and centralized fleet management, all while improving uptime and reducing costs for IT.

Powered by 100% cloud-first console

Control applications, tools, and manage cloud-first endpoints in distributed locations with a comprehensive, cloud-based solution. Remotely onboard new users, set new policies, reset existing devices, and log in with cloud profiles that automatically download apps, settings, and policies without the need for imaging.

Robust set of over 500+ policies

Enable IT to manage over 500+ settings, security policies, and privacy controls from anywhere. The Google Admin console has a wide range of policies to customize and configure including enrollment and access, sign-in settings, accessibility, device update settings, kiosk settings, reporting, display, and many more.

Unlocking the business capabilities of ChromeOS

Fast deployment and simple management

[Onboard new users](#)

Easily create and edit user accounts in the Google Admin console one by one or via a bulk upload. Quickly set up devices with cloud profiles that automatically download apps, data, settings, and policies stored in the cloud.

[Configure 500+ policies](#)

Enable and disable device policies, or keep the policies set to preset defaults with confidence. These policies include forced re-enrollment, accessibility controls, network file shares, print controls, auto-update settings, guest sessions, and more.

[Customize user settings and preferences](#)

Set up specific user settings and preferences that allow you to enforce a policy that users cannot change or set a default that users can change. These settings include lock screen, single sign on, printing, bookmarks, developer tools, and more.

[Control OS updates](#)

Pin your ChromeOS device to a previous OS version and prevent updates to new versions.

[Manage local and network printers](#)

Configure user and printer settings, including adding and removing printers for everyone or for users or devices in certain groups or departments.

[Chrome Policy API](#)

Manage Chrome policies at scale with custom scripts using the Chrome Policy API.

[Device reporting](#)

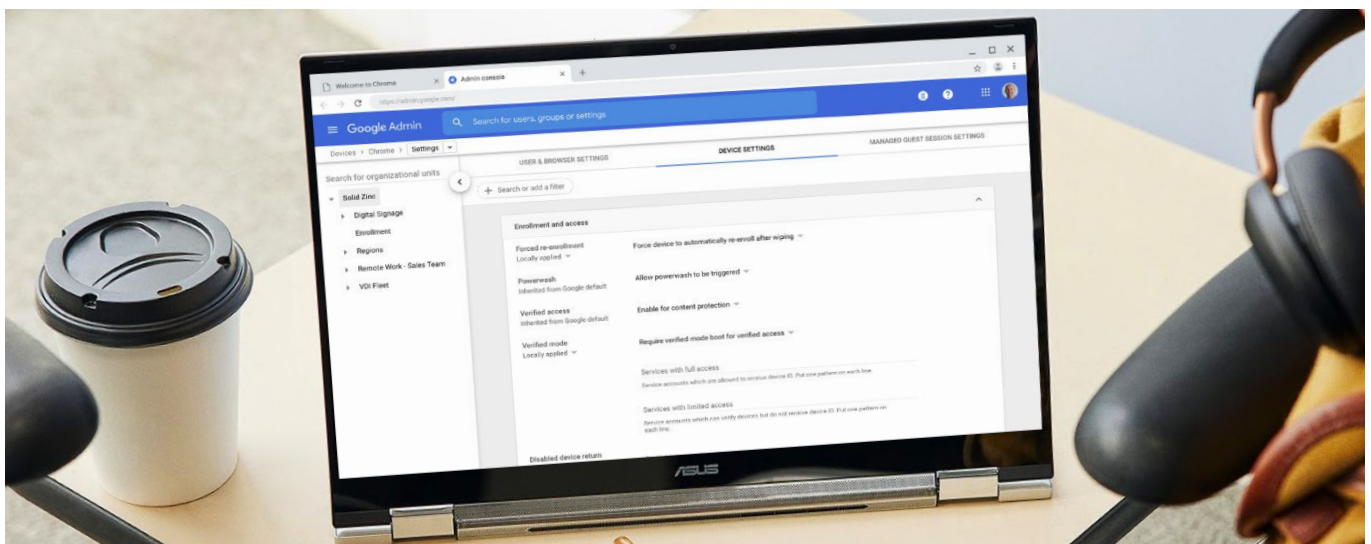
Analyze reports of your ChromeOS devices fleet, including 7-day active metrics, release channel, OS version, and more.

[Set up networks and proxies](#)

Configure Wi-Fi and VPN networks, ethernet, and network certificates for managed devices enrolled in your organization.

[Manage CloudReady devices](#)

Deploy and manage ChromeOS through the Admin console on your existing fleet of computers with CloudReady.





Unlocking the business capabilities of ChromeOS

Advance security

[Lost and stolen prevention](#)

Remotely disable devices if they are lost or stolen and send a message that lets the finder know where to return it.

[Manage security settings](#)

Set security policies for safe browsing on Chrome browser, downloads, and passwords management.

[Enable Verified Access](#)

Allow third-party apps and services to verify that users are on secure enrolled ChromeOS devices before they access sensitive data.

[Manage client certificates](#)

Provision user and device certificates for authentication of internal web resources that provide users access to internal networks and websites.

[Ephemeral mode](#)

Set devices to not save anything to disk and automatically wipe after a user logs out removing all data.

Flexible app management

[Deploy apps and extensions](#)

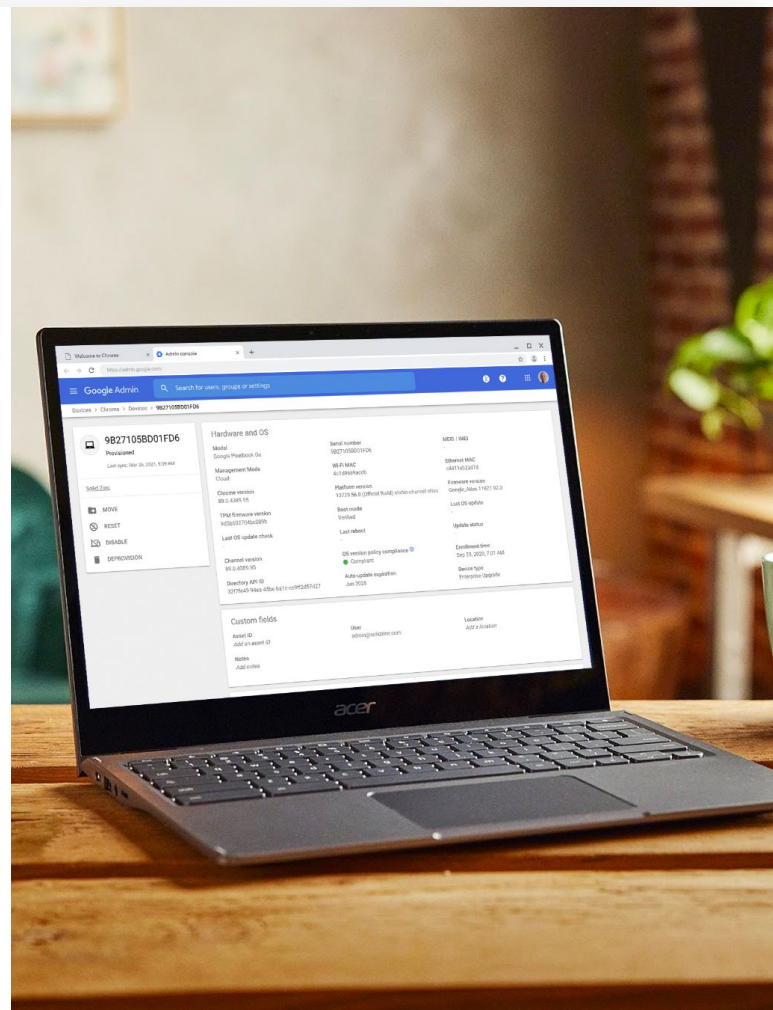
Easily deploy apps and extensions. Set them to automatically pin to the Chrome taskbar or block specific ones from being installed.

[Deploying legacy apps](#)

Set up ChromeOS devices to work as thin client devices to access Windows and other legacy applications with [Parallels Desktop](#) or through virtualized apps in Chrome browser using solutions such as Citrix, VMware, or Cameyo.

[Unified app management](#)

Easily manage all of apps in one place through Google Play Store or Chrome Web Store.





How our customers are using ChromeOS



Panda Express: With the Google Admin console's central management tools, the Panda Express IT team set up Chromebooks without any work or time needed by restaurant managers.



Devoted Health: Devoted Health employees don't miss a beat serving seniors from home with ChromeOS. Their 10-person IT team can easily push out extensions and apps to ChromeOS devices using the cloud-based Google Admin console, like Talkdesk's Click-to-Call extension.



Viessmann: Reduced IT overhead and saved time managing users, policies, and updates directly from the Google Admin console.



Synchrony: Synchrony's remote IT team used the Google Admin console to set up Chromebooks for managed guest sessions so that contact center team members have fewer sign-ins to complete before accessing Citrix.

[*ESG Technical Review, Google Chromebook: Accelerating Device Lifecycle Management, July 2020](#)



➔ Keep up to date with [latest releases and features](#) on Google Admin console.

To learn more, contact your **CDW account manager.**