



# CREATE. CONNECT. INSPIRE.

Teacher Led Technology

Creative Touch Interactive  
Flat Panel Displays



[optomausa.com](http://optomausa.com)



 NEXT

# WE LISTEN

Optoma's interactive displays are designed to fit the needs of teachers and students seamlessly. By listening to educators and gathering customer feedback, Optoma creates solutions that remove the challenging barriers facing teachers today. The result; intuitive user-friendly software to work in harmony with the way you educate. **Create. Connect. Teach.**




## We provide premium displays

With over 20 years of experience providing innovative displays to some of the largest school districts and universities, Optoma offers a variety of display solutions that are easy to use and install from projectors and interactive flat panel displays to LED displays.



## We focus on added features

Optoma designed features to help teachers engage and collaborate with students. Start any lesson in seconds. From the quick launch pen to activate the Whiteboard app or annotation mode automatically or sync with your cloud accounts to plan your lessons from anywhere, at any time.



## We focus on service

Optoma is committed to provide the best in class customer service and support. Customer satisfaction is a top priority and our teams are available to help you.

# TEACHER LED TECHNOLOGY

Designed to support distance learning, Optoma's Creative Touch 3-Series allows students to work together in real time from home, in the classroom or anywhere, maximizing engagement in remote and hybrid learning environments.

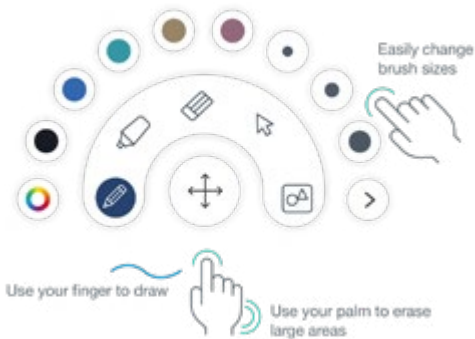
With the ability to connect to webcams and other visualizers along with Optoma's unique software, the Creative Touch 3-Series provide the ultimate collaboration solution for education.





# CREATE, CONNECT AND COLLABORATE WITH THE **WHITEBOARD**.

Creative sharing is easy with built-in annotation tools to help facilitate collaboration in the classroom. Designed for hybrid working - Whiteboard provides smart collaboration and connectivity features for any classroom. Work simultaneously. Multiple teams or individuals can work together from two separate locations in real-time.



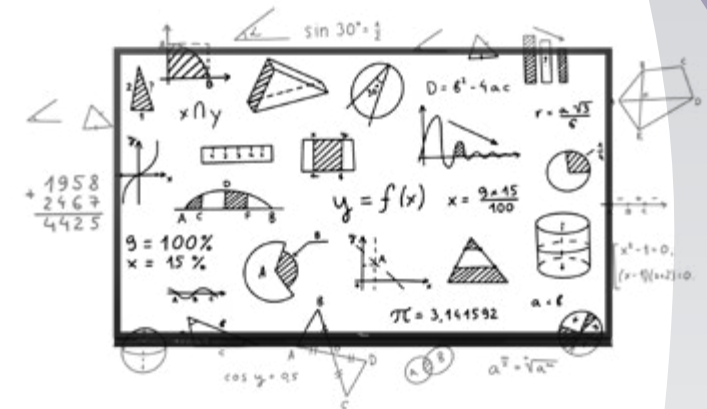
Change tools at a touch with our floating toolbar

Easily move and position the toolbar anywhere on the infinity canvas. Instantly select tools or choose different pen settings for smooth and flowing lessons.



Access websites without leaving the whiteboard

Enhance your lessons and keep ideas flowing. Easily drag and drop images and video content from the embedded browser directly into the Whiteboard canvas.



Never run out of space with our infinity canvas

Never run out of space during a lesson. With the ability to draw anywhere, insert images and shapes, all of which can be saved, printed or shared with student devices, the infinity canvas will not limit your creativity and expands your workspace.

# ULTRA-VERSATILE DUAL-TIP PEN CREATED FOR TEACHERS

For the ultimate convenience, teachers can customize the functionality of the pen and tailor it to their daily needs.

## Change at a stroke

Make annotations at any time on any type of content whether video or static. The pen features a dual-tip, enabling teachers to switch between note taking and highlighting in just about any color – ensuring lessons flow with ease.



# HOW TO CONNECT TO GET THE MOST OUT OF YOUR DISPLAY.

**Did you know** - When using an IFPD with either an OMPC / OPS or an external laptop / PC / Mac your display becomes compatible with anything that runs on these devices.



## Mode 1

- No PC
- No cables
- Straight out of the box

A really big tablet with reduced app store.



## IMPORTANT

\*Add a USB touch connection to include touch functionality



## Mode 2

Connected via HDMI\* / USB C to a laptop or desktop and this is effectively a large display.



No HDMI or USB touch cable needed



## Mode 3

Connected to an OPS, this is effectively an AIO PC.

# CONNECT EASILY WITH THE CLOUD WHITEBOARD

Sync with your cloud accounts to plan your lessons from anywhere, at any time. As Whiteboard is a cloud-based platform, you can access your lesson materials from any Optoma Creative Touch 3-Series IFPD in your school.

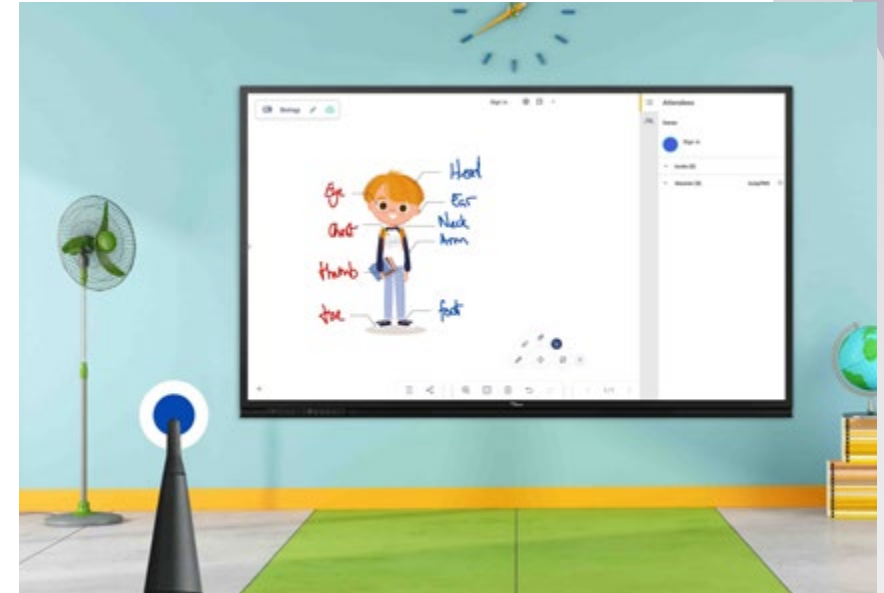
Save lessons to your cloud account, to the screen, or via QR scan and access your notes and work again at a later time.

Collaborate in the cloud across different locations

SCHOOL 1



SCHOOL 2



# EXPERIENCE THE BENEFITS OF THE CREATIVE TOUCH 3-SERIES

## Creative Touch 3-Series interactive flat panel displays

Designed for the modern classroom, the Creative Touch 3-Series is more than just an interactive display, it delivers a truly intuitive and collaborative experience - giving teachers the tools to plan, create and deliver extraordinary lessons.





# CREATIVE SOFTWARE SOLUTIONS

Intuitive user-friendly software to work in harmony with the way you educate.



## Google Classroom

Teachers can easily create and import lesson materials anywhere. Your Optoma display integrates seamlessly with Google Classroom bringing the benefits of paperless sharing and digital collaboration to the classroom. Teachers can now work on their lesson plans from home, and instantly bring them to any classroom.



## OMS

Teachers can have peace of mind knowing their IT managers can support them remotely using Optoma's Management Suite (OMS™) solution. IT managers can monitor and diagnose issues with any Optoma AV display so teachers aren't left in the dark. Teachers can also set alerts and broadcast emergency announcements.

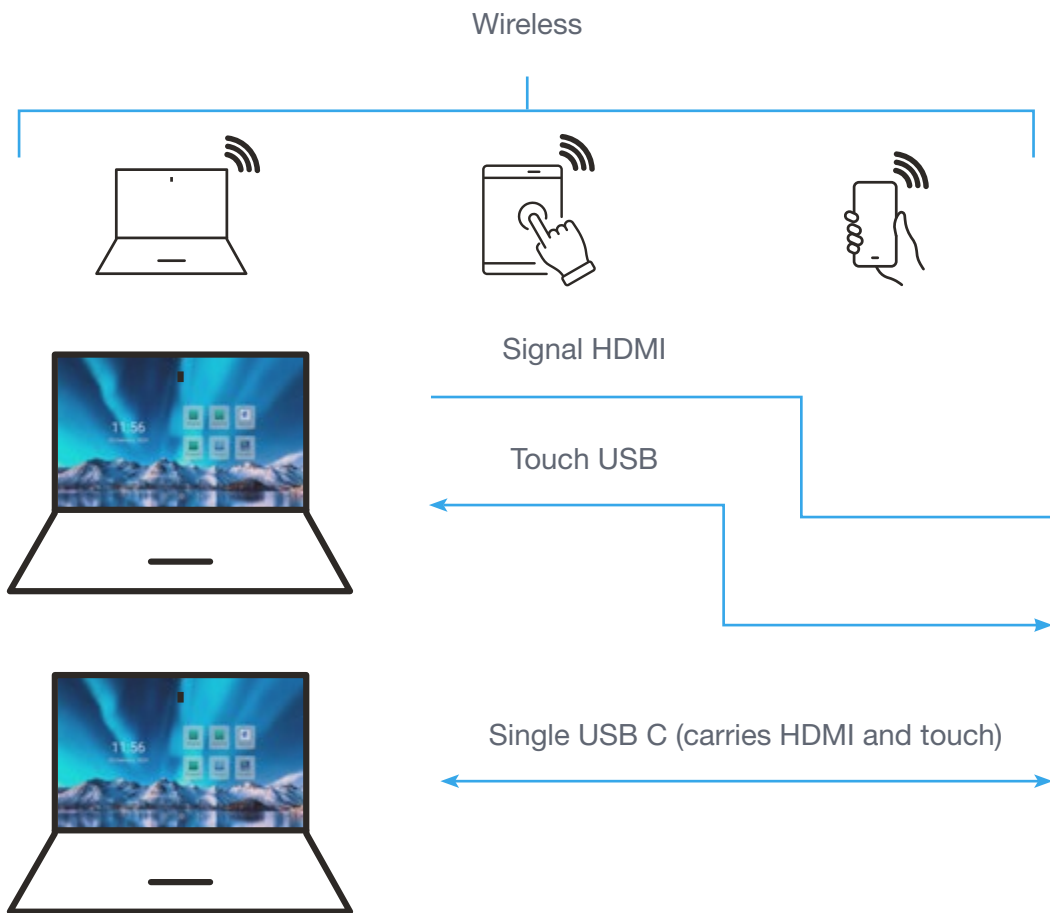


## Display Share

Connect any device. Wirelessly broadcast, share or stream your content to the big screen with Display Share. Screen mirror high-quality images, video, documents and audio from your smartphone, laptop or PC – all with the touch of a button. Bringing your own device has never been easier.

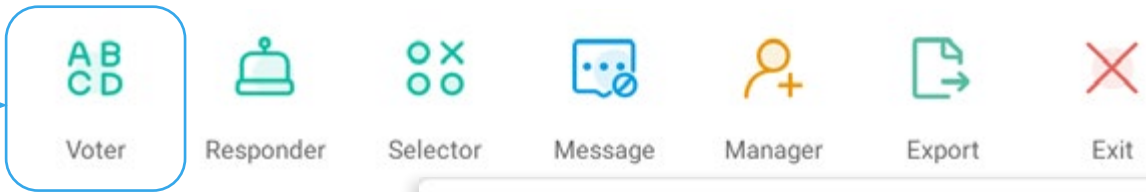


# DISPLAY SHARE & SETTING UP YOUR PC FOR TOUCH CONTROL



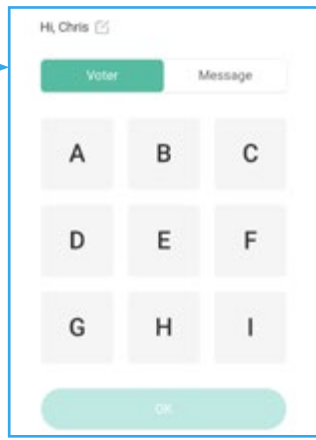
# AIRSHARE - VOTER

**Voter:** Select this option to begin single or multiple choice questions



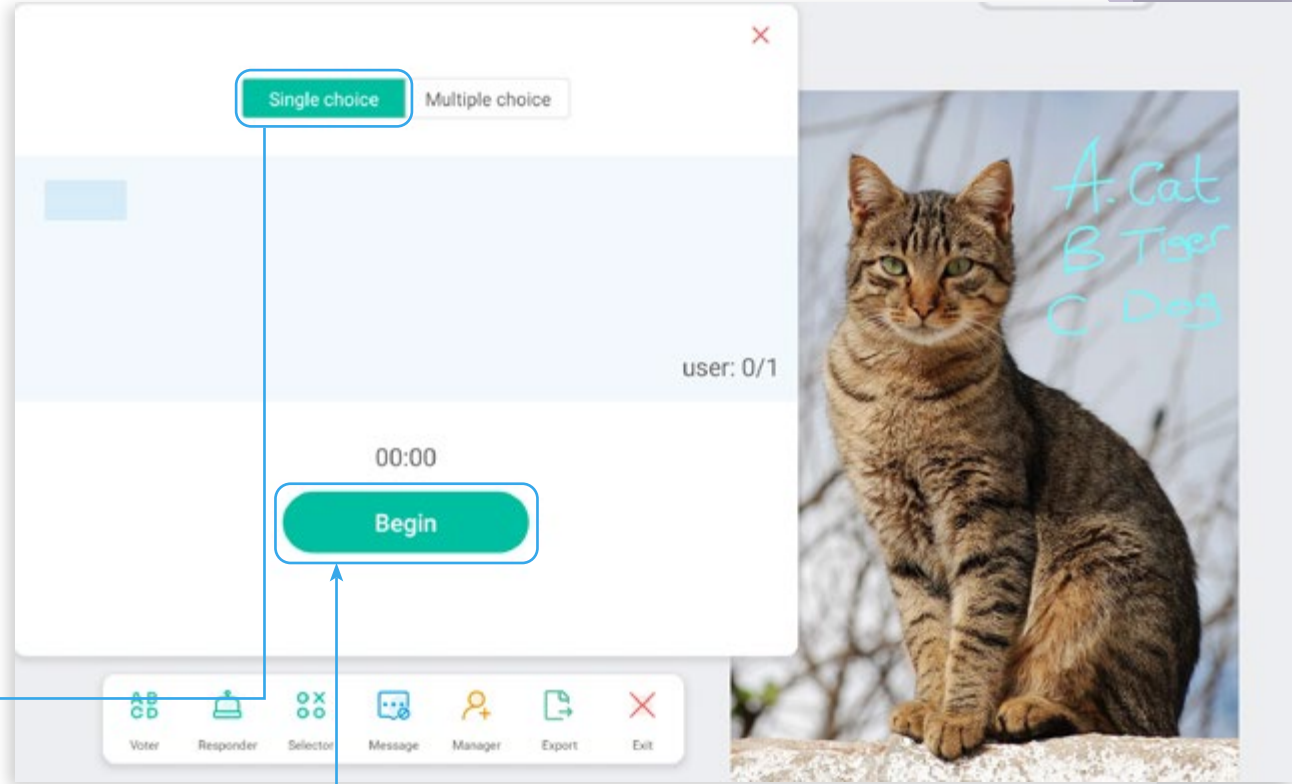
**TOOLBAR**  
Select an option from the toolbar at the bottom of the screen in AirShare.

Participants submit responses by selecting a choice and tapping 'OK' from the screen seen here

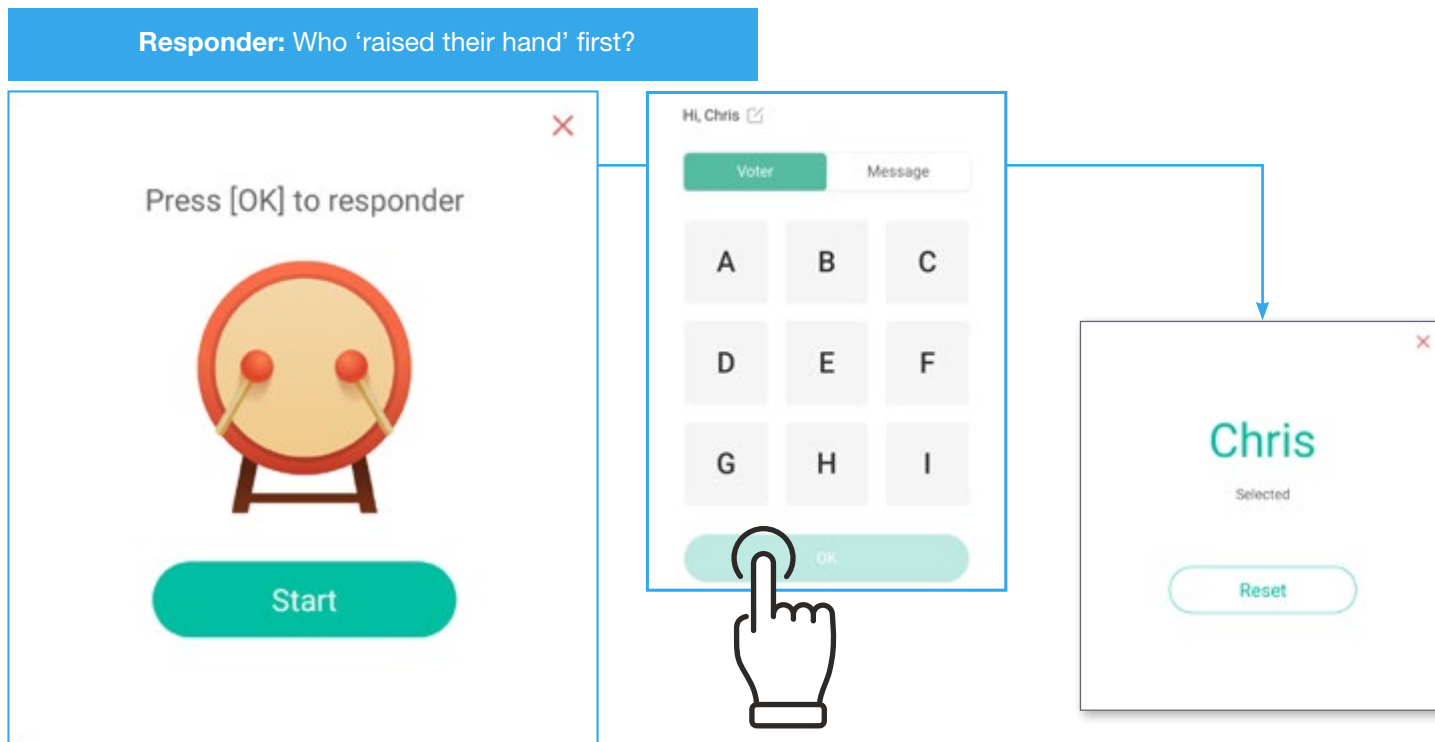



**Single choice**    Multiple choice

Remember to choose 'Single choice' or 'Multiple choice' and then tap on 'BEGIN' or 'FINISH' to either allow or stop participants from responding.

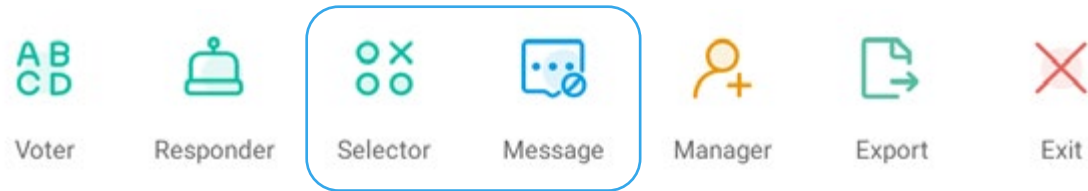


# AIRSHARE – RESPONDER

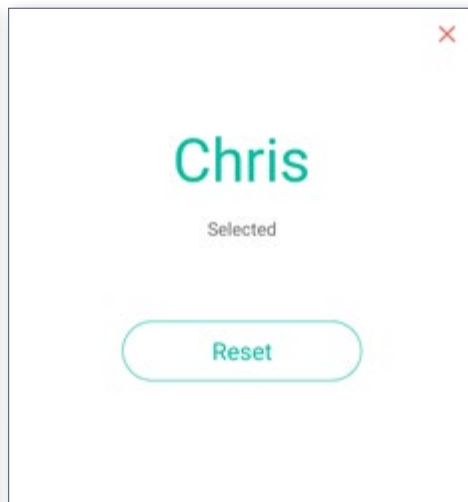
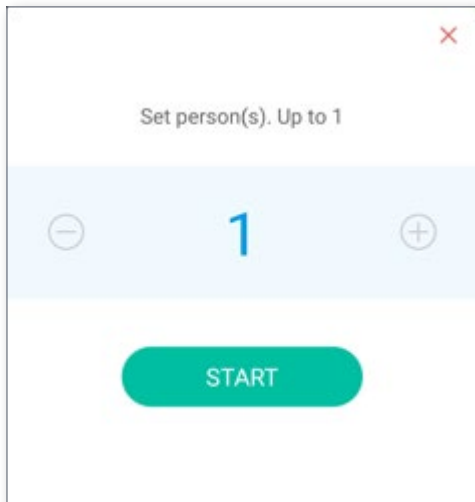


After entering 'Responder', tap 'GO!' to enter answer mode. Responder gives the FIRST person who taps 'OK' the right to answer the question.

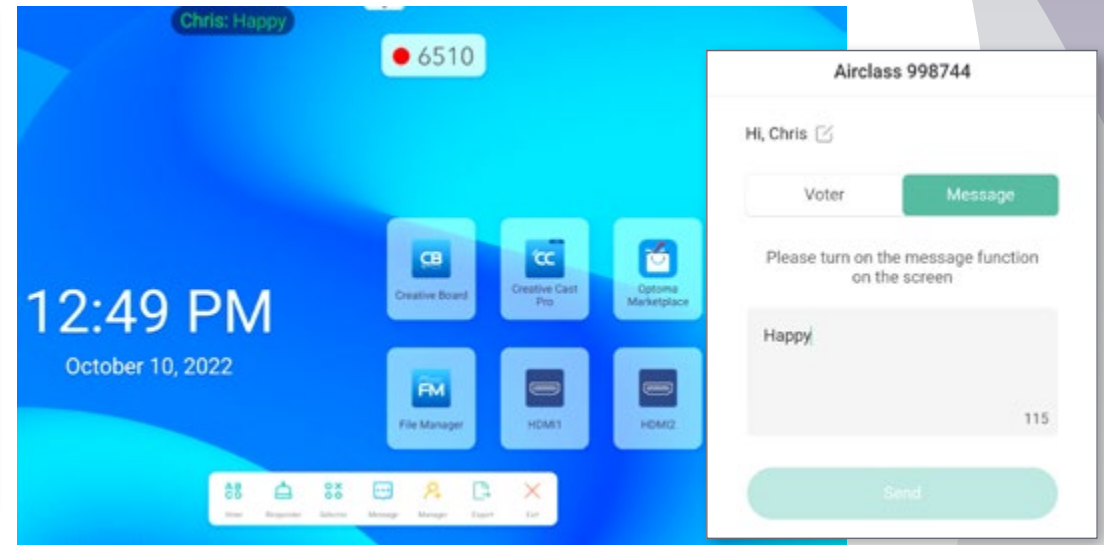
# AIRSHARE – SELECTOR / MESSAGE



**Selector:** This option randomly selects participants to respond to the question.



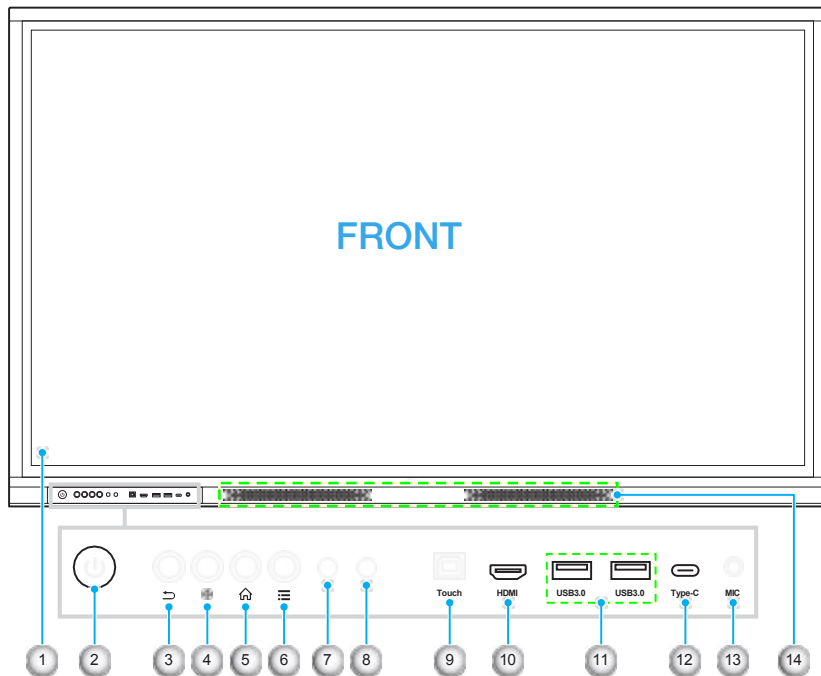
**Message:** Allows participants to send a message to the IFP (like a broadcast)



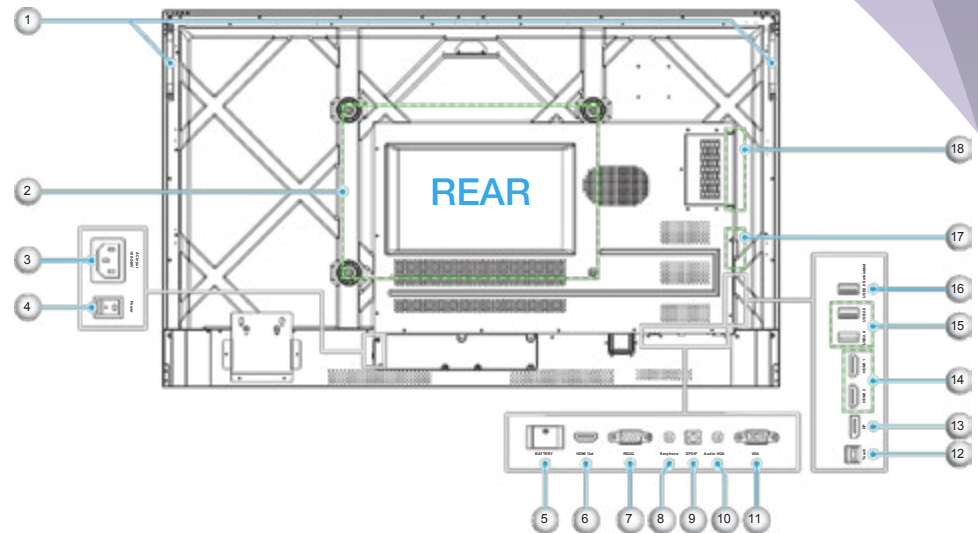
First, enter the number of participants to be selected, then tap 'START'. The results will be displayed on the screen

Check the message function is enabled on the IFP. Next, on the mobile device, tap 'Message' to switch from the answer screen to the message screen. Participant will then enter their message in the text box and tap 'Send' to send the message to the IFP.

# 3-SERIES CONNECTIVITY OPTIONS



No.	Item	No.	Item
1.	Touch screen	8.	Light sensor
2.	Power key with LED indicator	9.	Touch USB port
3.	Return key	10.	HDMI 2.0 Front port
4.	Freeze key	11.	USB 3.0 ports (x2)
5.	Home key	12.	USB Type-C port
6.	OSD menu key	13.	Microphone in port
7.	IR receiver	14.	20W speakers (x2)



No.	Item	No.	Item
1.	Handles (x2)	10.	Audio in jack (for VGA source)
2.	Mounting holes for wall mount	12.	Touch USB port
3.	AC Input 100-240V port	12.	Touch USB port
4.	Power switch	13.	DP port
5.	Coin cell battery socket	14.	HDMI ports (x2)
6.	HDMI 2.0 out port	15.	USB 2.0 ports (x2)
7.	RS232 port	16.	USB 2.0 embedded port
8.	Earphone jack	17.	Network module slot
9.	SPDIF port	18.	OPS slot

**Note:**

- Front USB 3.0 ports are full channel USB ports. USB ports can be used irrespective of the chosen input source.
- Two HDMI in ports support CEC.
- USB type-C port supports DisplayPort 1.2 and power delivery (5V/3.25A, 65W).

- HDMI ports and DP port can be connected alongside a touch cable to achieve touch functionality.
- For protective earthing configuration, connect the IFP to the power socket with protective earthing, for example use the power cord with the ground wire.

# IFPD ACCESSORIES

Several accessories are compatible with your interactive flat panel display for added convenience and to enhance your experience.



## OPS

This lightweight, slot-in device is the perfect answer to your growing computing power requirements.

Operating system not included.



## BM21

### Wireless Bluetooth Speaker

Ensure everyone is heard. The omnidirectional microphone provides 360-degree coverage and picks up sounds from any angle with a range of up to 16 feet, combined with noise reduction. Its wireless, lightweight and portable design enables a seamless set-up in meetings. It also boasts an impressive 8-hour battery life from a single charge.



## SC26B

### USB conference camera

The SC26B webcam delivers great functionality and superior performance with 4K Ultra HD video at 30fps and an optical glass lens to provide outstanding picture quality and clarity. A super wide 120-degree field of view (FoV) makes it possible to include several people in shot, meaning nothing is missed in a meeting.



## WiFi Bluetooth module

Combined WiFi and Bluetooth module for Optoma Creative Touch 3-Series interactive flat panel displays (3652RK, 3752RK, and 3862RK). Now supports WiFi 6, with a new improved design.



## Wall mounts

Mount your IFPD with this custom designed height adjustable wall mount which includes a VESA adaptor plate for also mounting small computers.



## Cart

The fixed and adjustable mobile cart allows you to easily transport your display to other locations.

# IFPD ACCESSORIES

Several accessories are compatible with your interactive flat panel display for added convenience and to enhance your experience.



EST09  
Motorized Cart for interactive displays

The EST09 Motorized Cart is a sleek and stylish adaptable solution for 65" to 86" interactive displays that fits well in any education or corporate environment.



TB01  
Accessory shelf for EST09 Motorized Cart

The TB01 shelf provides a convenient storage surface for laptops and is easily height adjustable. It clamps to the uprights of the EST09 Motorized Cart and has a maximum load of 22 lbs.



# RECEIVE THE BEST SERVICE

At Optoma, we strive to provide the best service and support for our customers and satisfaction is our number one priority. We encourage feedback pre and post purchase so we may continue to exceed customer expectations.

## Technical support

Optoma's dedicated customer support team is available to answer all your questions.

## Our guarantee

Extended warranty options are available.

**To register or activate a warranty, click [here](#).**

Customer service and technical support is our priority.



# WANT TO LEARN MORE?

Learn about features, benefits, and set-up guides to help you to get the most out of your Optoma interactive display.



CASE STUDY

# SUSSEX LEARNING TRUST CHOOSE OPTOMA

Sussex installed ten Optoma interactive flat panel displays across the different departments and schools.

Sussex Learning Trust is responsible for the successful management and development of three schools: Warden Park Secondary Academy in Cuckfield, and Warden Park Primary Academy and Northlands Wood Primary Academy in Haywards Heath.



The technology is being embraced. It's been a challenging year for everyone; with the addition of hybrid learning - there has been lots to learn. There is now an understanding of how technology can improve the classroom and everyone is enjoying the technology.



**Dave Lang,**  
Digital Services Technical Manager at Warden Park Secondary



[View all our case studies](#)

BACK   NEXT

# 3-SERIES INTERACTIVE FLAT PANEL DISPLAYS



<b>SERIES</b>	3-Series
<b>MODEL</b>	3652RK / 3752RK / 3862RK (Recommended for Education)
<b>FEATURE</b>	
Optoma Whiteboard	Whiteboard
Google Classroom w/ SSO	✓
Auto Pen-detection (Quick Launch Pen)	X
Optoma File Manager (w/ Cloud Integration)	✓
Wireless Casting	✓
Multi-app Modes	Dual-app mode
Remote Management (OMS)	✓
AirShare Collaboration Tools	✓
Native 4K Resolution	✓
<b>SPECIFICATIONS</b>	
Brightness	400 cd/m2
Contrast Ratio (dynamic)	5000:1
Response Time	6ms
Life	50,000 hours
Speakers	2 x 20W
Glass	Anti-glare & Anti-fingerprint
Air Gap	4mm
Connectivity	4x HDMI, 2x USB 3.0, 3x USB 2.0, 1x DP, 1x USB-C
Power consumption (standby)	<0.5W
OS Touch Support	Windows / Linux / Mac OS / Android / Chrome
Touch points	Up to 40 touch points
System (OS)	Android 13
CPU	Quad-core A55
GPU	Dual-cord A52
RAM	4GB
ROM	32GB





Service and Support

[More information](#)



Request a demo

[More information](#)



Contact us

[More information](#)

[optomausa.com](https://optomausa.com)

STAY CONNECTED

